


Organising a Gameathon



AND SUPPORTING ST MARY'S HOSPICE





1.) PREPARATION

Choose the date for your event and decide if it will include online and board games. How long are you challenging people to play for?

2.) MARKETING

Create your marketing material with details of the event and how people can fundraise



3.) FUNDRAISING


Set up your JustGiving page so that people can fundraise for your event and see how much they have raised



TIP
KEEP A EYE ON YOUR FUNDRAISERS TO SEE IF THEY NEED ANY SUPPORT

4.) SHOUT ABOUT IT

Put your marketing material all over social media, hand out flyers, advertise on gaming blogs. Make sure everyone knows about your event!



5.) BE READY

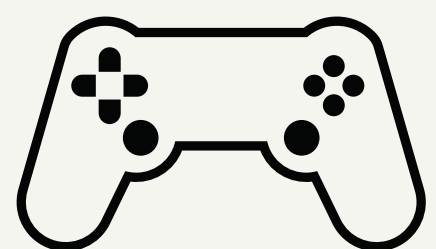
As your event approaches, make sure you are in contact with your fundraisers and they are all happy and know how to play safely.



TIP
CAN YOU SHARE TIPS ON HOW TO GAME SAFELY FOR A LONG PERIOD OF TIME?

6.) HAVE FUN

Your Gameathon is here so it's time to have fun. Make sure to keep in contact with your fundraisers and gamers throughout the challenge.



If you are planning a gameathon or similar event in support of St Mary's Hospice, please email us at fundraising@stmaryshospice.org.uk and tell us about it!